

THE NORFOLK ANGLERS CLUB

WIRELINE

OCTOBER 2018

What's Inside

Guest Speaker: Al Bunnell, Citation Red Drum Migration Patterns

Fishing Tips: Feeding patterns for inshore species, Mark Lozier, *Oceans East Bait & Tackle*

Fishing Reports:

- CBBT: Cobia, Citation Red Drum
- HRBT: Spanish Mackerel, Bluefish, Flounder
- Lynnhaven: Speckled Trout, Black Drum, Spot, Croaker
- Little Creek: Speckled Trout, Bluefish
- Oceanfront/Rudee Inlet: King Mackerel, Bluefish, Cobia
- Inshore Wrecks: Triggerfish, Flounder, Sea Bass, False Albacore, Red Drum
- Offshore/Norfolk Canyon: Golden Tilefish, Blueline Tilefish

Leadership Notes...

Fellow Norfolk Anglers,

The Holiday Stuff-A-Boat Toy drive has begun! At our regular meetings until December Sea Tow Hampton Roads will be collecting new and unwrapped toys. All toys collected benefit local children through the Marine Corps Toys-For-Tots Program.



Don't forget! If you held a 2018 Recreational Cobia Permit there's a mandatory reporting requirement. You have until October 15th to complete your report. It's easily done through the Virginia Saltwater Journal.

- Will



On The Cover: Norfolk Angler Mike Hubert with his 40.0 pound Golden Tilefish Citation registered with the Virginia Saltwater Gamefish Tournament. Mike caught his citation fish in the Norfolk Canyon on September 8th. Read more in Mike's fishing report in this *Wireline* edition. Congratulations Mike!



Meeting

Guest Speaker: Big Red Drum migration patterns.

Al Bunnell joining us to talk about Citation Red Drum. When the Dogwoods bloom we start looking for the big Reds until they migrate south later in the fall. Originally from the Eastern Shore, Al's expertise is well known when it comes to fishing our area, especially when it comes to Drum fishing. This is a great opportunity to hear from one of the best Drum anglers around!

Important:

Date of next meeting - Monday, October 8 at 7pm

Location:

Teppanyaki Buffet & Grill

7525 Tidewater Drive, Norfolk, VA 23505

Publishers NOTES

Editor:

Wendy Bransom

wbranfildes@gmail.com

NAC OFFICERS

President:

Will Bransom

Vice President:

Henry Troutner

Treasurer:

Ned Smith

Secretary:

Ike Eisenhower

Events Coordinator:

Beth Synowiec

Assistant Events Coordinator:

Mike Hubert

Guard/Greeter:

Ben Capps

Member at Large:

Alex Perez

Webmaster:

Pat Hirsch

pfhirsch@yahoo.com

Email us at;

NorfolkAnglersClub@gmail.com



Club Calendar

October

Monday, October 8th: Club Meeting

Saturday, October 20th: Club Member's Fall Social (Va Beach)

Tuesday, October 30th: Virginia Marine Resource Meeting
(Newport News)

East Ocean View Community Center & Lake Whitehurst Clean-up Day



Saturday September 8, 2018
Thanks to James & Kathy Eisenhower, Marvin Chivers, Ned Smith, Greg Rogers, Mike Hubert, Wendy & Will Bransom for taking part in the clean up day! Well Done to all!



Norfolk Anglers Club

www.norfolkanglersclub.com

Fishing Tips...

Feeding patterns for inshore species, Mark Lozier, *Oceans East Bait & Tackle*

Fishing involves lots of things, right? There's the hottest lure color combo, or a new rigging technique, all of which have been guaranteed to catch fish by your fishing buddy.



Mark Lozier with Oceans East Bait & Tackle knows that having a number of lure color combinations and a few rigging techniques for different fishing situations is important but recommends anglers spend time to better understand their fishery and behavior. He added, knowing the Why, Where, and How of fish behavior in your fishing area is incredibly important to successfully targeting a species. You only have to look to a few very successful local anglers or charter captains who focus their fishing in a certain area and species. They're always successfully because they understand where the fish are during the year, why their feeding behavior changes over the season, and how they approach and attack their bait.

There aren't too many hold-over species in our area, those fish that remain in our area over the cold winter months. Most migrate through our area during the year for a reason, and everything has a reason, right? Two of the most targeted species in our area from spring through fall are Speckled Trout (Spotted Sea Trout) and Red Drum or Puppy Drum. They enter our area from the south in early spring following their food source, finding areas to spawn, and generally surviving until it's time to migrate south again. Environmental conditions, spawning behavior, and food source make up the "Why" they come to our area.

For Speckled Trout, the grass beds are ideal territory for them to spawn or lie in wait to ambush their next meal. Specs are camouflaged perfectly for hiding in the grass, rocks, and oyster beds. In the spring and early summer, anglers can find Specs feeding on small mullet, menhaden, shrimp, and crabs. They're surviving and spawning during this time and often are finicky eaters. As fall approaches, their feeding behavior will change and become more aggressive as they work to fatten up before their migration south.



Mouth position on a fish says a lot about their feeding habits and behavior. Speckled Trout have what's known as a Terminal mouth position or what's more often considered "normal". This mouth position reflects a fish that chases down its food or generally feeds in front. It's got two prominent canine-like teeth for latching on to their prey.

Red Drum, like the Speckled Trout, migrate into our area for the same reasons; following the food and reproduction. They'll survive in many of the same areas as Specs but feed in an entirely different manner. Red Drum have what's known as an Inferior mouth position. The Red Drum's mouth position is turned downward and ideal for scavenging along the bottom for small fish and crustaceans. They too will begin to feed more aggressively to prepare for the south migration.



Both species like to feed in the shallow waters around grass beds and oyster grounds but prefer deeper water for safety. When these fish are in the shallows they're relying on their camouflage to hide them from predatory birds. Deep water also provides them with another survival feature; the ability to weather through a cold snap.

Norfolk Anglers Club

www.norfolkanglersclub.com

Fishing Tips...

Shallow water temperatures can change dramatically if cold weather hits our area and lingers. We've seen in past years large cold stun events with both Speckled Trout and Puppy Drum. These are fish that either didn't migrate south soon enough or didn't make it into deeper water. While the deeper water may be cooler than the surface water warmed by the sun, its temperature remains more constant. Fish can manage to survive gradual temperature changes but it's the sudden water temperature change in shallow water that does the most harm. They become lethargic and unable to retreat from the cold water or seek to warm themselves in the shallow water and become more susceptible to the temperature changes or an easy meal for predators. When fishing the cooler weather, fish the shallow areas Specs and Puppy Drum prefer but also keep in mind nearby deeper areas they seek for safety.

If you fish an area regularly, Mark recommends going out at low tide and taking notes on how the tidal flow runs, where the drop offs and deep spots are located. Locate where there might be grass beds, underwater obstructions, and oyster beds. All of these marks are important havens for bait fish and therefore your targeted species. He also recommends using the tide to your benefit. Set up to place your bait where the tidal flow moves the baitfish toward the Specs or Puppy Drum. Try not to present your bait against the current, he cautioned, it's a natural presentation for the bait to swim *with* the tidal flow.

Targeting Specs and Puppy Drum with artificial lures, like MirrOlure's line of surface, suspending, and sinking lures is one of the most common methods. Anglers may choose from different size and suspending depths with color combinations that cover just about everything. Mark advises to match the lure size to the size of the bait you observe and resist the temptation to "dress up" the lure with different hooks or feathers/skirts. The MirrOlures are designed to sink and work as they're designed. Modifying the lures with extra stuff may well interfere with the presentation. Mark added, one of the most common mistakes anglers make with artificial lures is working them too aggressively or too fast. His advice is to slow your retrieve and when you think you're slow, slow it down more. With regard to surface lures, he added, if you get a hit and a miss, resist the urge to reel it in and re-cast it. If a fish, particularly a Puppy Drum, misses the lure it's still there and will often follow-up with another strike.



To work the bottom of the water column Z-Man's Trout Eye™ Jigheads are the go-to lure of choice. They come in 1/8, 3/16, and 1/4 ounce weights, 5 different eye colors, and extremely sharp wide-gap hooks. The hooks are heavy-duty 2/0 black nickel Mustad® UltraPoint® hooks and the jighead's very pronounced bait keeper prongs keep your soft plastic bait on the jig.



Another fantastic Z-Man product is their line of plastic lures made from their ElaZtech® material. ElaZtech® is a space-age soft plastic material, extremely flexible for a natural bait presentation, and exceptionally durable. Z-Man's ElaZtech® lures are available in just about any style an angler wants including, paddle tails, curly tails, jerk baits, swim baits, shrimp, and crabs. Their Scented Baitz™ product line is impregnated with 100% natural Pro-Cure Super Gel scent.

ELA Z TECH
100% Tough SPACE-AGE SOFT PLASTICS

Norfolk Anglers Club

www.norfolkanglersclub.com

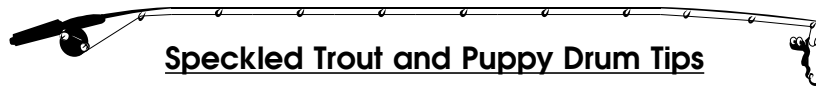
Fishing Tips...



Whether added to hard or soft baits the addition of Pro-Cure Super Gel scented bait attractant definitely helps. It comes in 2 ounce and 6 ounce squeeze bottles. It's very sticky and won't wash off your bait during a day of fishing. Mullet, Menhaden, Shrimp, Flounder Pounder are but a few of the many differing scents available.

Popping corks are a very effective method to draw fish toward your bait presentation. Noise is a natural attractant for fish provided it's the right kind of noise. The rattle of a popping cork's beads or sliding weights produce a clicking or clacking sound that will interest fish.

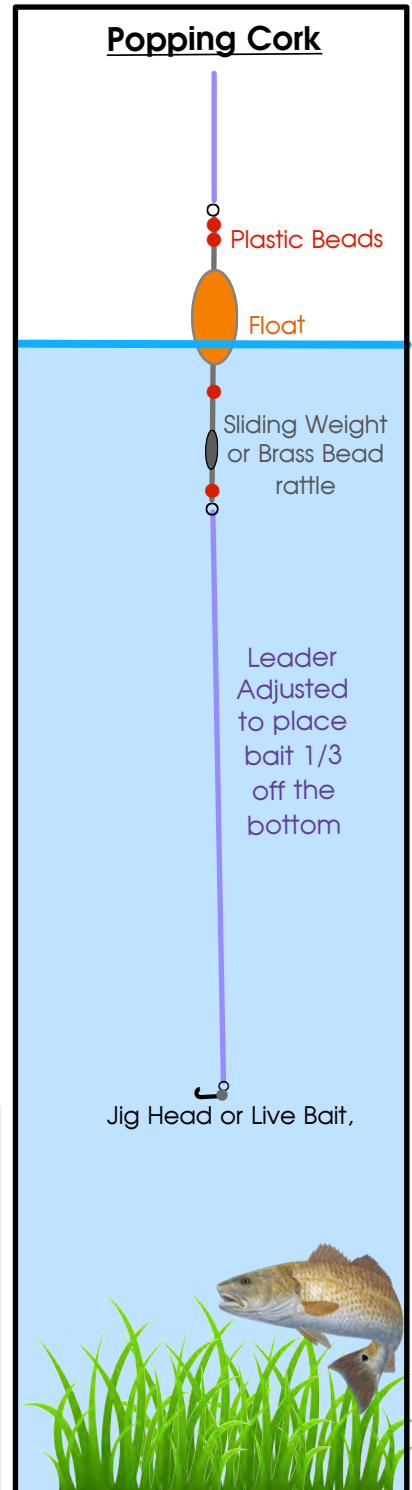
To rig your popping cork anglers can tie directly to the top loop in the popping cork and extend either monofilament or fluorocarbon leader beneath it to your lure. The leader length is adjusted to place your bait/lure to 1/3 the water depth. The intent is to place the bait off the bottom for the greatest visibility. The combination of clicking and clacking noise from the cork and the motion of the bait and cork will draw the fish's attention and induce a strike.



Speckled Trout and Puppy Drum Tips

- Present your bait/lure with the natural flow of the water
- Use a very SLOW retrieve
- Match your lure size to the bait observed
- Hit & Miss on a surface lure - let the fish strike again
- Choppy water; use a larger surface lure
- Lure rattles work for you and against you, avoid lots of noise
- Using a popping cork keep the bait off the bottom

Popping Cork



www.fishoceanseast.com





Sea Tow Hampton Roads and The Local Angler Clubs will be collecting toys this year for the "Stuff-a-Boat Toy Drive." We will be collecting toys that are new and un-giftwrapped. Last year we were able to collect over 1,440 toys due to the Angler Clubs tremendous participation. The only thing we are asking of club members is to bring a toy to your monthly Angler's Club meeting in the months of October, November and December. Sea Tow Hampton Roads will attend your meeting each month and collect the toys. If for some reason you don't make the monthly meetings, you can visit www.facebook.com/SeaTowHamptonRoads for locations where drop off boxes are available.

In December, everyone will be invited to our office for hot apple cider, donuts & pizza and we will stuff the Sea Tow Boat with toys that we collected. The Marines from Toys for Tots will come to the Sea Tow Office and receive the toys. We would like to get a group shot of all clubs surrounding the Sea Tow boat stuffed with toys. This date will be determined when the time gets closer.

Every little bit helps and will make someone's holiday a little brighter. Thank you again for all of your support. **REMINDER:** For each toy you donate at your monthly meeting your name goes into a drawing for prizes. If you have any questions or know of anyone who would like a box to collect toys you may contact Karen or Ed Schrader at 757-496-1999.



Club 5-Fish Tournament Results

Sept 29th: Congratulations to the Norfolk Anglers who fished on a near perfect day! Nineteen fish were brought in for measurement and each of the five species was represented with a single exception, Speckled Trout. Though many anglers reported catching Speckled Trout, all reported they were undersized and released. Thanks to Vinings Landing Marine Center for allowing us to headquarter our event at the marina.


Flounder: Alex & AJ Perez took top honors with their 19.50" flounder. Their second 17.50" flat fish was nudged out by Bert Sainz and his 17.75" fish for second place.

Bluefish: Nearly everyone delt with a few bluefish crashing on their bait and lures but it was Mike Hubert & Greg Rogers' 18.00" and 16.50" bluefish that swept the bluefish category.

Croaker: Bert Sainz brought in a 9.50" croaker for first place. Jack Salvant's 6.50" croaker grabbed second place. They were the only two croakers brought in. Most of the anglers looking to score on the croaker reported the little black sea bass were everywhere and eating everything!

Spot: Ned & Michel Smith brought in their 9.25" spot for first place and Bert Sainz 8.25" spot took second.

Along with the targeted species, many reported dealing with lizardfish, puffer fish, pigfish, and the all too common oyster toad.




Fishing Reports...



2 SEP: I went out fishing on a friend's boat running out of Gloucester Point, VA. We arrived between the High Rise and the 4th Island of the CBBT and immediately started searching for Cobia. In less than 10 minutes, we saw our first Cobia and placed a live eel in its face. It resulted in an instant hook-up and we landed the Cobia about 2

minutes later. It went for 40.75 inches - *My first keeper Cobia!*

We continued searching pilings for Cobia. On one piling, I spot about 8 good sized Cobia and we threw 2 eels at them. This resulted in a double hook-up, but mine broke off on the pilings. Nevertheless, we placed a 42 inch Cobia in the box. For the next hour, we saw at least another dozen fish, but failed to land a single one. Towards the end of the trip, I got a 25 inch Spanish Mackerel on a chartreuse and white Bowed Up Spoon. - Brian Tsai




31 AUG: I'm still catching the Black Drum. I lost the first one in the structure. I just can't stop them on light tackle. I got 2 more before the Bait stealers moved in.



12 SEP: The Lynnhaven is alive and well. The first trip, first cast, first keeper (and the only one). I tagged a bunch of shorts. - James Robinson

Small
Kingfish
caught on a
#1 Drone
Spoon




3 Sep: On Labor Day Monday I found AJ not quite ready to join me yet so alone, I headed out of Rudee Inlet to return to the area where I caught King Mackerel (Kingfish) on last Saturday. The water had returned to its usual greenish tint and there was no distinct color break. I decided to try the area anyway

False
Albacore



Atlantic
Bonito



putting down a chartreuse #1 Drone spoon and a #3.5 spoon behind a planer on the other side. Immediately I was greeted by Bluefish between 20-25 inches with an occasional undersized Kingfish. I ended up also catching a False Albacore, a Atlantic Bonito, and a couple Banded Rudderfish.

Beautiful



Banded
Rudderfish



4 SEP: On Tuesday, after work, my friend Steve Baumann from the Eastern Shore came over to see if he can take a few Kingfish home with him. We ran out of Rudee Inlet looking for cleaner looking water. We found the best looking water approximately ten miles off and put out the same set up as before with #1 and #3.5 Drone Spoons. We were only out for three hours but managed to catch a dozen Bluefish up to 26 inches and five King Mackerel up to 36.5 inches. I'm looking forward to his invite for Smoked fish salad! - Alex Perez

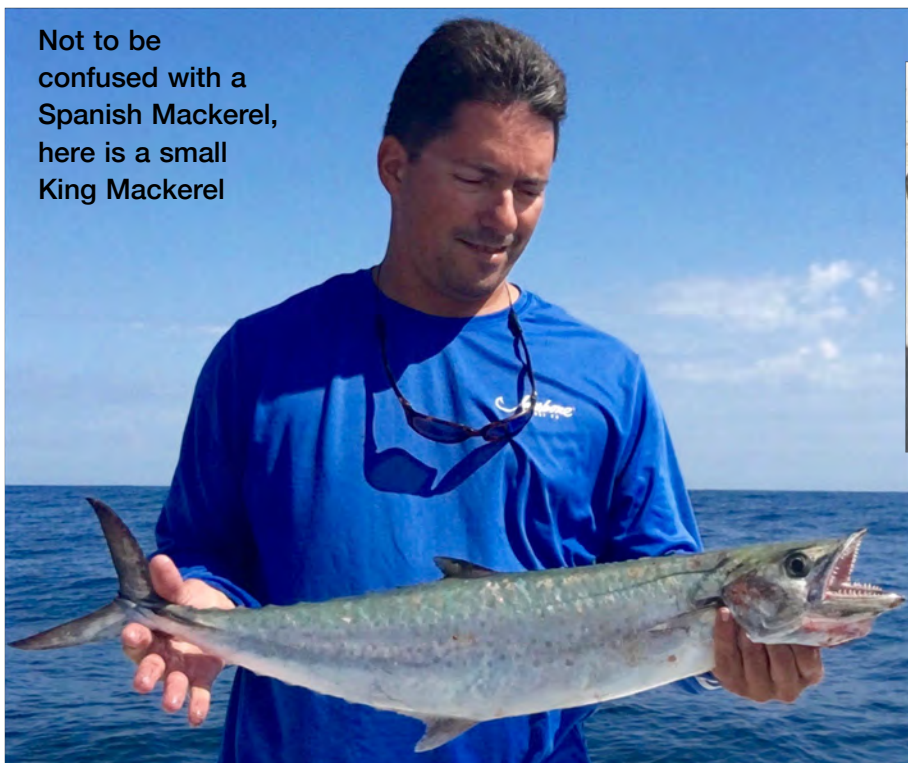


1 Sep: On Saturday, I woke up AJ up to find out he wasn't feeling well so I left him in bed and went fishing alone. My plan was to troll the Virginia Beach oceanfront. After clearing Rudee Inlet, I headed south in 30 foot of water trolling two Rapala X-Rap Magnums, one in the Bunker color pattern, the other in the Firetiger pattern. As I reached where Sandbridge begins, I decided to make a large circle around a school of bait just offshore of me. While in my turn, my starboard rod doubles over and starts to scream. Before I can react, the other rod doubles over as well with line peeling off at an alarming rate. I slightly reduced speed on the boat and steer towards the horizon. I start fighting the first fish and keep an eye on the other rod. I knew if I keep a bend in the other rod until I can get to it, I should be fine. I get the first fish to the boat and to my surprise it's a 47 inch Cobia. I needed to get this fish in as fast as possible so knowing it is clearly of legal size, I gaffed it, bringing it into the boat. After quickly securing the fish, I netted the second fish, a 49 inch Cobia, which I tagged and released. My belief is I trolled past a group of Cobia heading

South and was lucky enough to have two join me! I continued to troll around the same area with no further bites and then began an easterly course. Approximately 4.5 miles off, I find a color change in the water with some of the bluest water I've



This is Cobia #2, which ended up tagged and released.



Not to be confused with a Spanish Mackerel, here is a small King Mackerel



Three more Kings, going home with me

seen in a while. While trolling along the line, a 25 inch King Mackerel eats one of the Rapalas. I switch over to #3.5 Drone Spoons and continue working the area, catching four more Kings up to 30 inches. I was happy to see them again. I haven't caught a King in Virginia since 2008.

- Alex Perez

11 SEP:
I fished with
Taylor and
Ike on a
nice
morning in
Little Creek
for 2 1/2 hrs
and had 2
keepers.
The largest
was 18 1/2
inches. We
had lots of
throwbacks.
All fish were
caught on
grubs.
- Louis
Glaser



18 SEP: It was tough fishing in all the wild. I managed
this nice Speckled Trout and tagged 11 smaller ones. It
was kind of quiet on the river that day.
- James Robinson



**WE WON'T TEST YOUR PATIENCE
THAT'S WHAT FISH ARE FOR**

Sea Tow Hampton Roads

757-496-1999 \ 800-4-SEATOW \ seatow.com

Fishing Club Members call for your \$15 discount



SEA TOW



Get our FREE App!



20 SEP: Russell and I went fishing in the Lynnhaven on his Carolina Skiff looking for Puppy Drum as our primary target. Despite our attempts at three of the coves we usually catch them, we didn't locate any and saw little bait in each area. Secondary target was a spot that Russell found near the tennis courts last week before the hurricane. Sure enough they were there in numbers, however it was the tail end of the outgoing current and once the current stopped the bite was off. So a backup plan was to check under the Lesner Bridge for Croakers. After a few drifts Russell had a good sized Croaker in the net which ended up being 12.5" and 15 oz. on his digital scale. So once the current started coming in we went back to the tennis courts and the Spot bite was back on. At times, we caught them two at a time as my picture testifies. All total we caught 20 Spot and one Croaker

which could be a roulette leader in the VBAC Fish Roulette Competition. The weather was wonderful, light wind, cooler than it has been all summer and cloudy but very fishable.

- Dr. James W. "Ike" Eisenhower

8 SEP: I fished with friends Rich, Bill and Eric on a nice Saturday. We went to the light tower but there were already people tied up to the tower and divers so we left and went to the Santore Wreck and Cape Charles Wreck. We picked up a nice bag of Triggerfish, Flounder and False Albacore and released numerous undersized Sea Bass.



- Jackson B. Salvant Jr., M.D.



One: Danny and
his False Albacore



8 SEP: On a Saturday Danny Moore drove down from New Jersey to join Bill Hamilton and I for wreck fishing on the Tiger. We anchored on the wreck and began using Chowder clams to catch and release very small Black Sea Bass, Cunner, and small Bar Jacks. I even managed to catch two, never caught/seen by me Cottonmouth Jacks on cut clam. Our goal was to catch Spadefish and Triggerfish but it wasn't happening on this day. While on anchor we saw False Albacore jumping on the surface and once they were in casting range, Danny and Bill began casting spoons to them. We ended up catching six that provided an excellent fight. Somehow, even a small Sandbar Shark was included in the mix. - Alex Perez

Bill and his False
Albacore



26 SEP: After we culled through a ton of small Speckled Trout on a Wednesday, my buddy Al landed this nice keeper.

- James Robinson







8 SEP: Will Bransom took Ray Sexton, John Jung, Greg Rogers and I to the Norfolk Canyon area to troll for White Marlin and do some deep dropping. We got the spread out 8:30 am and had a few fish strike at our baits but they missed the hooks. There was a lot of patchy weed drifting close to larger more defined weed lines that held some fish but caused lots of fouled bait. After about 3 hours of trolling and constant clearing of lines we brought the lines in and went deep.

We started fishing near the south wall of the Norfolk Canyon and immediately got bites. The first four fish were some hake species to about 12 lbs. John, Ray and I caught a few smaller Golden Tilefish, but nothing to brag about. It was about that time when I hooked a big fish! I was using my Avet EX 4/02 with 50# Daiwa J-braid line in about 700 feet of water (which I thought was too shallow for a big golden but just right for a nuisance shark. I was wrong!). I had a 50# double hook rig with 7/0 Gamakatsu octopus hooks, no light and a 24oz sinker. When the fish bit, it bit hard so I raised the rod to burry the hook then waited for a minute hoping for a second fish that never came. I checked to see if the fish was there and reeled up about 12 cranks and put on my fighting belt and harness. When I started reeling again the fish was just heavy but I could gain line if I wanted to until it made a run. After a run, I could get another 10 or so cranks when it ran again. This happened maybe 7 to 10 times which made me think it was a shark until I had the GT about 500' off the bottom when it quit

making runs. It was only then I thought I might have a nice Golden Tilefish. We saw color after about 25 minutes. Ray instantly recognized it for a very big fish and had the net (that was too small) ready and scooped it up. However it was too big for the net and I had to lift the rim of it to keep it from breaking. As it turned out, it the Golden Tilefish was a 40 pounds on the dot the next day. After deep dropping we went to Blueline Nation and put 14 Blueline Tilefish in the boat. Not a bad day! *Thank you Will for putting me on a great fish and Ray for the expert net work!* - Mike Hubert

23 SEP: I went to Tampa, Florida to see my aging Aunt Ada while she is still alert enough to remember. I spent about a half hour with her Friday and Saturday which was very pleasant. I was invited to fish with my cousin Carson on his 2200 Pathfinder. He wanted to put me on some Redfish or Tarpon around the Tampa Bay flats. Weather conditions were not very good and we couldn't find any white bait (pilchards) which is always best for a lot of action. With plan A a failure we went to plan B, which was to cast soft plastics in the grass beds for whatever. The whole Bay was grassed up pretty bad but we did manage some short specs and 1 20" fish that Carson caught on a mirrOlure XL. On the way back to Carson's house we saw a pod of 6 or 8 Manatees and several other pairs of them playing in the open water. I was surprised at how fast they moved, at first I thought they were porpoise because of their speed and breaching motions! - Mike Hubert



46 inch tagged
and released



24 SEP: On a cloudy Monday I ran to the Cape Henry Wreck looking for Flounder. It was a strong incoming tide and I made a couple of drifts using Bluefish strips on a pink skirt. I needed 10 ounces of lead to stay connected to the bottom. On my third drift, just west of the wreck, I caught a Red Drum that almost blew up my poor Abu Garcia reel. It measured 46 inches and was tagged before being



released. I needed over 25 minutes to revive her before watching her swim away. While reviving her I did not notice the weather had changed dramatically, signaling me to head in. A short trip with only one bite but a nice surprise. - Alex Perez



25 SEP: I went fishing with Louis Glazer in the Little Creek on a early Monday despite a overcast and rainy day. But there was no wind to start out our trip. I had fished with Louis the week before and we had caught dozens of trout that were 12 - 13 inches long with Louis catching a keeper or two each the trip. I had not gotten a single fish over the 14 inch keeper limit. This trip was different.

A friend of ours was at the jetties and he reported having his limit already of keepers around 18" - 19" so we headed there and tried a couple of spots but at first only caught the throwback size fish.

Then after changing positions again Louis hooked up with an 18" fish on a Mirrolure MR 27 pink and green cracked glass. I wasn't far behind with a 17" fish on a red and gold MR 52. That was my first keeper Speckled Trout of the year. Not long after this I caught an 18" Speckled Trout but this time it was caught on a green and white MR 52. We finished out the trip with a couple of more throwbacks but only those keepers as the wind suddenly picked up and shifted to the NE shutting the bite down completely. Still it was a great couple of hours of Speckled Trout fishing and three keepers to boot. - Dr James W. "Ike" Eisenhower



22 SEP: I decided to sleep in this morning and it probably cost me the bite window. I hit the Little Creek Jetties via kayak again and was on station around 10:20 am. I marked some fish and landed maybe a dozen or throw undersized Speckled Trout.

During my peddle out, I had a Bluefish rip through my double paddletail rig. I landed a small 12 inch Bluefish on the trailer jig. Afterwards, I went to go fish on base where I knew the trout bite had been pretty steady. It wasn't fast fishing, but I probably finished the evening/afternoon with about 2 dozen trout. One trout was definitely a keeper in the 16 - 17 inch range, but fell off before I could reach for a net.

During this 4 hour shore outing, I learned a couple of things. Jighead weight does matter, because at one point the trout wanted lures on a slow fall. I even switched to a Mirrodine. However, the Mirrodine just couldn't get to the strike zone before the wind kept building slack on my line.



This was just one of about 3 dozen Speckled Trout I caught and released on that evening in Little Creek. They were lacking in size, but stacked up in numbers. They really helped me learn how to use my fish finder, marked them and caught them. They would appear on the bottom half of the water column, but were willing to move 3 - 4' to chase down my lures.

I got to see the fish come up and swipe at my lure on several instances. They were hitting just about every single colored soft plastic paddletail I tried: Bass Assassins, Z-man, Matrix Shad, 12 Fathom baits, etc. The Mirrolure 52MR may have gotten a keeper or two, but it was a catch and release trip today.

23 SEP: I assumed the Speckled Trout were inside Rudee in numbers like they were in Little Creek. After reviewing the weather and tides, I decided to hit Rudee at 4:45 am in hopes of getting on the light-line bite and the potential morning topwater bite. Both of these attempts resulted in a flat 0.

I did see some schoolie stripers under the dock lights. After an entire night of feeding, they were very easily spooked and I couldn't get them to do more than 2 light swipes of my lures, Z Man Swimming Trout Trick on a weighted swimbait hook and DOA shrimp. Inside Lake Wesley, I threw topwater at several docks and grasslines with 0 hits. The big mullet were stacked on the surface everywhere! I spooked them by the dozens. From observing, there were a few dink trout that were taken by other anglers.

I did not see any keepers caught. I started bottom fishing with big chunks of fresh mullet. I noticed how I kept getting Blue Crabs.

For the next hour or 2, I just crabbed. With 1 line, I would drop the rig down and wait a minute or two. I got a crab or 2 on every drop and scooped up the keepers.

At the end of the morning, I had 20 keeper Blue Crabs and 1 12 inch Croaker - released. I never found the Puppy Drum doing this.



- Brian Tsai

A good morning
Flounder




29 SEP: AJ and I had a great time fishing the Norfolk Anglers Club Members 5 - Fish Tournament and Cookout. We selected to fish the Hampton Roads Bridge Tunnel (HRBT) and we were met with beautiful weather.


I started the trip by cast netting for bait but struggled to catch only three small baits. With a slack tide turning to an incoming tide, we started drifting for Flounder between the bridge and Willoughby Jetty where we noticed a lot of Bluefish chasing minnows. We switched over to trolling a pink and chrome 00 Clark Spoon on a 1 ounce in-line sinker. We immediately caught three Bluefish around 9 inches each.

Once that action slowed down, we anchored next to the island of HRBT and began catching a variety of fish to include Speckled Trout, Black Sea Bass, Blowfish, Pigfish, Lizardfish and more small Blues. I did manage to find a 17 inch Flounder. AJ used Bloodworm Fish Bites and I used a 3/8 ounce jig head with Gotcha grubs.

A hungry Pigfish




A tiny Black Sea Bass




Our next move was to Fort Wool where AJ dropped a pink Flounder rig with a live finger Mullet to catch a Flounder at 14 inches, which was tagged and released and another Flounder a little over 19 inches. We spent the last hour drifting just east of the bridge but only managed one Spot.



Continued next page.....




AJ and his Blowfish



Flounder, tagged and released

From there we put the boat back on the trailer and went to the cookout at Vinings Landing Marine Center for good food with good friends!
- Alex Perez



AJ and his prize winning Flounder

29 SEP: After the Norfolk Anglers Club Members 5 - Fish Tournament and Cookout, we decided to go out to get me a drum because I needed another fish to at least get Junior Angler and possibly steps to becoming Angler Of The Year. When we got out, there was a slack tide. My Dad had to get everything ready so I drove the boat towards the First Island of the CBBT. We decided to look for Cobia for a little bit but no luck. We saw a friend on the way also. Then, we decided to start jigging an orange Cobia jig with a one of those curly tails at the bottom. I was bumping the jig on the bottom and when it hit, I first thought it was a rock but it started pulling!



That fish hurt my hands and wrists! We got it into the boat, it measured at 48 inches. We then tagged it and spent 15-20 minutes for it to get life and it successfully swam down healthy!
- AJ Perez



